



Code No.	21.148	21.150	21.151	21.152	21.153	21.154	21.151C	21.248
MAT. (mm)	● 12	■ 12/12x8	■ 12/12x8	■ 12/12x8	■ 12/12x8	■ 12/12x8	12x8	■ 12/12x8
H (mm)	1070	900	800	800	900	800	285	1000
L (mm)	520	180	180	180	145	147	185	60

Wrought Iron Bar



Code No.	22.001	22.002	22.003	22.003.01	22.004	22.004.01	22.005	22.006
MAT. (mm)	● 14	● 14	□ 12	□ 14	□ 12	□ 14	□ 12	□ 12
H (mm)	950	950	950	950	950	950	950	950
L (mm)								



Code No.	22.007	22.008	22.009	22.010	22.011	22.012
MAT. (mm)	□ 12	□ 12	□ 12/12x8	□ 12/12x8	□ 12/12x8	□ 12/12x8
H (mm)	950	950	950	950	950	950
L (mm)			140	155	185	155



Code No. **22.013**
 MAT. (mm) □12/12x6
 H (mm) 950
 L (mm) 150



Code No. **22.014**
 MAT. (mm) □14
 H (mm) 1130



Code No. **22.015**
 MAT. (mm) □12
 H (mm) 1110



Code No. **22.016**
 MAT. (mm) □12
 H (mm) 1110



Code No. **22.019**
 MAT. (mm) □12
 H (mm) 950



Code No. **22.020**
 MAT. (mm) □12
 H (mm) 950



Code No. **23.001**
 MAT. (mm) ●12
 H (mm) 950
 L (mm)



Code No. **23.002**
 MAT. (mm) ●12
 H (mm) 950



Code No. **23.003**
 MAT. (mm) □14
 H (mm) 950



Code No. **23.004**
 MAT. (mm) □14
 H (mm) 950



Code No. **23.005**
 MAT. (mm) ●12
 H (mm) 950



Code No. **23.006**
 MAT. (mm) ●12
 H (mm) 950



Code No. **23.007**
 MAT. (mm) ●12
 H (mm) 950



Code No. **23.008**
 MAT. (mm) ●12
 H (mm) 950



Code No. **23.009**
 MAT. (mm) □14
 H (mm) 950
 L (mm)



Code No. **23.009.01**
 MAT. (mm) □14(N.P)
 H (mm) 950



Code No. **23.010**
 MAT. (mm) □14
 H (mm) 950



Code No. **23.010.01**
 MAT. (mm) □14(N.P)
 H (mm) 950



Code No. **23.009.12**
 MAT. (mm) □12
 H (mm) 950



Code No. **23.010.12**
 MAT. (mm) □12
 H (mm) 950



Code No. **23.011**
 MAT. (mm) □14
 H (mm) 950



Code No. **23.012**
 MAT. (mm) □14
 H (mm) 950



Code No. **23.013**
 MAT. (mm) □14
 H (mm) 950



Code No. **23.014**
 MAT. (mm) □14
 H (mm) 950

Code No.	23.015	23.016	23.017	23.018	23.019	23.020	23.020.01	23.021	23.021.01
MAT. (mm)	□14	□14	●12	●12	●12	●14	●12	□12	□12
H (mm)	950	950	950	950	950	950	950	950	950
L (mm)									

Code No.	23.030	23.031	23.032	23.033	23.034	23.060	23.060
MAT. (mm)	●12	□12	□12	□14	●14	16x10	●16
H (mm)	1000	1000	1200	1200	1000	1000	1150
L (mm)							

Code No.	23.061	23.062	24.009	24.010	24.011	24.101	24.105	24.108
MAT. (mm)	●16	□16	■24	□20	□20	□25	□25	□25
H (mm)	1150	1150	1200	1200	1200	1200	1200	1200
L (mm)								



Code No.	24.110	24.111	24.112	24.250	24.254	24.255	24.257	24.258	24.259
MAT. (mm)	● 30	● 25	● 25	□ 25	□ 25	□ 25	□ 25	□ 30	□ 25
H (mm)	1200	1200	1200	1200	1200	1200	1200	1200	1200
L (mm)									



Code No.	24.260	24.261	24.262	24.263	24.264	24.267	24.268
MAT. (mm)	□ 25	16x8	25x25	14x14	□ 14x14	□ 12	● 12
H (mm)	1200	1000	1200	950	950	950	950



Code No.	24.269	24.269A	24.269B	24.271	24.271.14	24.272	24.273	24.274
MAT. (mm)	□ 12	□ 12	□ 14	Φ 12	Φ 14	25x25	14x14	● 12
H (mm)	1000	950	950	1000	1000	1200	1000	1000
						Φ 105x190	Φ 80x400	



Code No.	24.275	24.276	24.277	24.277A	24.277B	24.278	24.279	24.279.01	24.280A
MAT. (mm)	12x12	●14	●12	●12	●12	●12	□12/12x6	□12	●25
H (mm)	1000	1500	1000	1000	900	1000	840	900	1230
L (mm)							120	150	820



Code No.	24.280B	24.281	24.282	24.283	24.288	24.299	24.300
MAT. (mm)	●25	●32	12x6	□12	□30	□25	□30
H (mm)	1230	890	800	240	850	840	1200
L (mm)	820	165	160	900	380	340	590



Handrail



Code No.	30.001	30.002	30.008	30.009	30.010	30.100	30.101	30.102	30.103
NAT. (mm)	40x12	50x14	40x8	40x8	40x8	20x6	25x6	30x6	40x8
H (mm)	3000	3000	3000	3000	3000	3000	3000	3000	3000
L (mm)									



Code No.	30.113	30.114	30.115	30.200	30.202	31.101
NAT. (mm)	40x6	40x5	40x5	12x6	20x10	25x8
H (mm)	3000	3000	3000	3000	3000	3000
L (mm)						



Code No.	31.102	31.103	31.100	31.200	31.300	31.400	31.402
NAT. (mm)	30x8	40x8	14x4	14x4	14x4	14x3	20x4
H (mm)	3000	3000	3000	3000	3000	3000	3000
L (mm)							



Code No. 30.403
MAT. (mm) 12x12
H (mm) 3000
L (mm)



30.404
14x14
3000



30.405
16x16
3000



30.413
12x12
3000



30.414
14x14
3000



31.415
16x16
3000



Code No. 30.406
MAT. (mm) ●8
H (mm) 3000
L (mm)



30.407
●10
3000



30.408
●12
3000



30.409
●14
3000



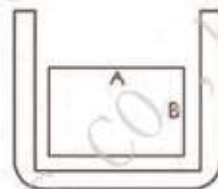
31.410
●16
3000



30.411
●20
3000



30.412
●24
3000



Code No. 31.122
MAT. (mm) ■4x4
A (mm) 12
B (mm) 12

31.123
■14x4
14
14

31.124
■14x4
18
12

31.125
14x4
12
24

31.126
14x4
12
12

31.127
■14x4
14
14

31.128
14x4
18
12

31.129
14x4
12
24



Code No. **33,001,12A**
 MAT. (mm) ■ 12
 H (mm) 2000
 Hole □ 12,5



Code No. **33,001,12B**
 MAT. (mm) ■ 12p
 H (mm) 2000
 Hole □ 12,5



Code No. **33,001,14A**
 MAT. (mm) ■ 14
 H (mm) 2000
 Hole □ 14,5



Code No. **33,001,14B**
 MAT. (mm) ■ 14p
 H (mm) 2000
 Hole □ 14,5



Code No. **33,001,16A**
 MAT. (mm) ■ 16
 H (mm) 2000
 Hole □ 16,5



Code No. **33,001,16B**
 MAT. (mm) ■ 16p
 H (mm) 2000
 Hole □ 16,5



Code No. **33,001,18A**
 MAT. (mm) ■ 18
 H (mm) 2000
 Hole □ 18,5



Code No. **33,001,18B**
 MAT. (mm) ■ 18p
 H (mm) 2000
 Hole □ 18,5x140



Code No. **33,001,20A**
 MAT. (mm) ■ 20
 H (mm) 2000
 Hole □ 20,5



Code No. **33,001,20B**
 MAT. (mm) ■ 20p
 H (mm) 2000
 Hole □ 20,5x140



Code No. **33,002,12A**
 MAT. (mm) ■ 12
 H (mm) 2000
 Hole ◇ 12,5



Code No. **33,002,12B**
 MAT. (mm) ■ 12p
 H (mm) 2000
 Hole ◇ 12,5



Code No. **33,002,14A**
 MAT. (mm) ■ 14
 H (mm) 2000
 Hole ◇ 14,5



Code No. **33,002,14B**
 MAT. (mm) ■ 14p
 H (mm) 2000
 Hole ◇ 14,5



Code No. **33,002,16A**
 MAT. (mm) ■ 16
 H (mm) 2000
 Hole ◇ 16,5



Code No. **33,002,16B**
 MAT. (mm) ■ 16p
 H (mm) 2000
 Hole ◇ 16,5



Code No. **33,002,18A**
 MAT. (mm) ■ 18
 H (mm) 2000
 Hole ◇ 18,5



Code No. **33,002,18B**
 MAT. (mm) ■ 18p
 H (mm) 2000
 Hole ◇ 18,5



Code No. **33.002.20A**
 MAT. (mm) ■ 20
 H (mm) 2000
 Hole □ 20.5



Code No. **33.002.20B**
 MAT. (mm) ■ 20p
 H (mm) 2000
 Hole □ 20.5x140



Code No. **33.003.12A**
 MAT. (mm) ■ 12
 H (mm) 2000
 Hole □ 12.5



Code No. **33.003.12B**
 MAT. (mm) ■ 12p
 H (mm) 2000
 Hole □ 12.5



Code No. **33.003.14A**
 MAT. (mm) ■ 14
 H (mm) 2000
 Hole □ 14.5



Code No. **33.003.14B**
 MAT. (mm) ■ 14p
 H (mm) 2000
 Hole □ 14.5x140



Code No. **33.003.16A**
 MAT. (mm) ■ 16
 H (mm) 2000
 Hole □ 16.5



Code No. **33.003.16B**
 MAT. (mm) ■ 16p
 H (mm) 2000
 Hole □ 16.5



Code No. **33.003.18A**
 MAT. (mm) ■ 18
 H (mm) 2000
 Hole □ 18.5x140



Code No. **33.003.18B**
 MAT. (mm) ■ 18p
 H (mm) 2000
 Hole □ 18.5



Code No. **33.003.20A**
 MAT. (mm) ■ 20
 H (mm) 2000
 Hole □ 20.5



Code No. **33.003.20B**
 MAT. (mm) ■ 20p
 H (mm) 2000
 Hole □ 20.5



Code No. **33.023.12**
 MAT. (mm) □ 12
 H (mm) 2000
 L (mm)



Code No. **33.023.14**
 MAT. (mm) □ 14
 H (mm) 2000



Code No. **33.023.16**
 MAT. (mm) □ 16
 H (mm) 2000



Code No. **33.023.18**
 MAT. (mm) □ 18
 H (mm) 2000



Code No. **33.023.20**
 MAT. (mm) □ 20
 H (mm) 2000

Item#		Fits Over	D	Steel Size	Length
35.001	A	Φ12	125mm	30X8mm	3000mm
	B	Φ12	125mm	40X8mm	3000mm
	C	Φ14	125mm	30X8mm	3000mm
	D	Φ14	125mm	40X8mm	3000mm
	E	Φ16	125mm	30X8mm	3000mm
	F	Φ16	125mm	40X8mm	3000mm



Item#		Fits Over	D	Steel Size	Length	
35.002	A	Φ12	125mm	30X8mm	3000mm	
	B	Φ12	125mm	40X8mm	3000mm	
	Printed	C	Φ14	125mm	30X8mm	3000mm
		D	Φ14	125mm	40X8mm	3000mm
	E	Φ16	125mm	30X8mm	3000mm	
	F	Φ16	125mm	40X8mm	3000mm	



Item#		Fits Over	D	Steel Size	Length
35.003	A	Φ12	125mm	30X8mm	3000mm
	B	Φ12	125mm	40X8mm	3000mm
	C	Φ14	125mm	30X8mm	3000mm
	D	Φ14	125mm	40X8mm	3000mm
	E	Φ16	125mm	30X8mm	3000mm
	F	Φ16	125mm	40X8mm	3000mm



Item#		Fits Over	D	Steel Size	Length	
35.004	A	Φ12	125mm	30X8mm	3000mm	
	B	Φ12	125mm	40X8mm	3000mm	
	Printed	C	Φ14	125mm	30X8mm	3000mm
		D	Φ14	125mm	40X8mm	3000mm
	E	Φ16	125mm	30X8mm	3000mm	
	F	Φ16	125mm	40X8mm	3000mm	




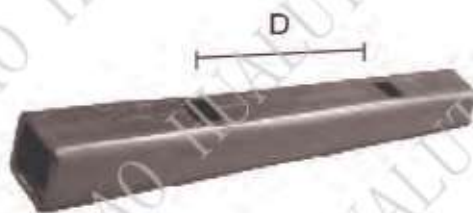
Item#		Fits Over	D	Steel Size	Length
35. 005	A	◇12	125mm	30X8mm	3000mm
	B	◇12	125mm	40X8mm	3000mm
	C	◇14	125mm	30X8mm	3000mm
	D	◇14	125mm	40X8mm	3000mm
	E	◇16	125mm	30X8mm	3000mm
	F	◇16	125mm	40X8mm	3000mm



Item#		Fits Over	D	Steel Size	Length	
35. 006	A	◇12	125mm	30X8mm	3000mm	
	B	◇12	125mm	40X8mm	3000mm	
	Printed	C	◇14	125mm	30X8mm	3000mm
		D	◇14	125mm	40X8mm	3000mm
	E	◇16	125mm	30X8mm	3000mm	
	F	◇16	125mm	40X8mm	3000mm	



Item#		Steel Size	Thickness	Size of Hole	D	Length
		m m	m m	m m	m m	m m
35.008/01	35.008/01A	25X25	1.5	13	101.25	3000
35.008/02	35.008/02A	30X30	1.5	16.3	103.2	3000
35.008/03	35.008/03A	30X30	1.5	16.3	116	3000
35.008/04	35.008/04A	40X40	1.5	16.3	103.2	3000
35.008/05	35.008/05A	40X40	1.5	16.3	116	3000
35.008/06	35.008/06A	40X40	1.5	19.4	103.2	3000
35.008/07	35.008/07A	40X40	1.5	19.4	116	3000
35.008/08	35.008/08A	50X50	1.5	16.3	103.2	3000
35.008/09	35.008/09A	50X50	1.5	16.3	116	3000
35.008/10	35.008/10A	50X50	1.5	19.4	103.2	3000
35.008/11	35.008/11A	50X50	1.5	19.4	116	3000
35.008/12	35.008/12A	50X50	1.5	25.4	103.2	3000
35.008/13	35.008/13A	50X50	1.5	25.4	116	3000
35.008/14	35.008/14A	30X50	1.5	16.3	103.2	3000
35.008/15	35.008/15A	30X50	1.5	16.3	116	3000
35.008/16	35.008/16A	30X50	1.5	19.4	103.2	3000
35.008/17	35.008/17A	30X50	1.5	19.4	116	3000
35.008/18	35.008/18A	25X50	1.5	16.3	103.2	3000
35.008/19	35.008/19A	25X50	1.5	16.3	116	3000
35.008/20	35.008/20A	25X50	1.5	19.4	103.2	3000
35.008/21	35.008/21A	25X50	1.5	19.4	116	3000
35.008/22	35.008/22A	25X40	1.5	16.3	103.2	3000
35.008/23	35.008/23A	25X40	1.5	16.3	116	3000
35.008/24	35.008/24A	25X40	1.5	19.4	103.2	3000
35.008/25	35.008/25A	20X40	1.5	19.4	116	3000
35.008/26	35.008/26A	20X40	1.5	16.3	103.2	3000
35.008/27	35.008/27A	20X40	1.5	16.3	116	3000
35.008/28	35.008/28A	20X40	1.5	19.4	103.2	3000
35.008/29	35.008/29A	20X40	1.5	19.4	116	3000





Code No.	34.001	34.002	34.003	34.007	34.008	34.009	34.010	34.011	34.012
MAT. (mm)	20x20x2	20x20x2	20x20x2	30x30x2.5	30x30x2.5	30x30x2.5	40x40x2.5	40x40x2.5	40x40x2.5
H (mm)	2000	3000	6000	2000	3000	6000	2000	3000	6000
P	<input type="checkbox"/>	<input type="checkbox"/>	<input type="checkbox"/>	<input type="checkbox"/>	<input type="checkbox"/>	<input type="checkbox"/>	<input type="checkbox"/>	<input type="checkbox"/>	<input type="checkbox"/>

Code No.	34.016	34.017	34.018	34.019	34.020	34.021	34.022	34.023	34.024
MAT. (mm)	80x80x2.5	80x80x2.5	80x80x2.5	80x80x2.5	80x80x2.5	80x80x2.5	100x100x2.5	100x100x2.5	100x100x2.5
H (mm)	2000	3000	6000	2000	3000	6000	2000	3000	6000
P	<input type="checkbox"/>	<input type="checkbox"/>	<input type="checkbox"/>	<input type="checkbox"/>	<input type="checkbox"/>	<input type="checkbox"/>	<input type="checkbox"/>	<input type="checkbox"/>	<input type="checkbox"/>



Code No.	34.104	34.105	34.106	34.110	34.111	34.112
MAT. (mm)	40x20x2	40x20x2	40x20x2	50x30x2	50x30x2	50x30x2
H (mm)	2000	3000	6000	2000	3000	6000
P	<input type="checkbox"/>	<input type="checkbox"/>	<input type="checkbox"/>	<input type="checkbox"/>	<input type="checkbox"/>	<input type="checkbox"/>

Wrought Iron Spread Head



Code No.	40.001	40.002	40.002.01	40.002.02	40.002A	40.003.01	40.003.02	40.003.03
Base. (mm)	●15	●15	●12	●12	●10	●15	●24	●30
H (mm)	150	150	133	133	135	160	160	210
L (mm)	55	66	59	59	55	63	45	80



Code No.	40.004	40.006	40.007	40.008	40.011	40.012
Base. (mm)	12x12	●25	●30	●18	●12	●15
H (mm)	170	110	125	110	100	125
L (mm)	12	55	85	48	45	55



Code No.	40.013.01	40.015	40.016	40.020	40.021	40.036	40.040	40.041
Base. (mm)	●14	Φ15	Φ20	Φ21	Φ21	□12	■12	●12
H (mm)	135	450	100	137	100	150	125	122
L (mm)	105	450	70	38	82	40	55	56



Code No.	40.042	40.044	40.045	40.046	40.047	40.048	40.049	40.049.01	40.050
Base (mm)	●16	●16	●13	Φ16	Φ19	●20	●26	●25	●20
H (mm)	155	78	130	180	185	110	130	115	130
L (mm)	70	43	53	65	185	55	75	57	70



Code No.	40.050.01	40.050.02	40.051	40.052	40.052S	40.052R	40.052.02
Base. (mm)	●20	●18	●25	●12	■12	●12	●12
H (mm)	120	120	160	130	115	115	130
L (mm)	60	63	90	60	55	55	60



Code No. 40.052.03
Base. (mm) ■ 12
H (mm) 115
L (mm) 50



40.053
● 17
155
70



40.053.02
● 16
155
70



40.055
● 20
30
45



40.055.01
● 20
100
50



40.056
● 25
125
65



40.057
● 38
140
80



Code No. 40.068
Base. (mm) ● 20
H (mm) 120
L (mm) 55



40.068.01
■ 11
100
45.5



40.069
● 25
135
65



40.060.01
● 16
82
40



40.060
● 20
115
58



40.061
● 26
140
70



40.060.02
● 20
115
58



40.060.15
■ 15
75
40



40.061.02
● 28
140
58



Code No. 40.065
Base. (mm) ■ 12
H (mm) 120
L (mm) 42



40.065.01
■ 14
140
47



40.066
■ 12
160
38



40.066.01
■ 14
160
38



40.066.02
■ 12
160
38



40.067
■ 12
150
40



40.068
■ 14
180
43



40.070
■ 12
120
42



40.071
■ 25
125
40



Code No. 40.071.01
Base. (mm) ● 20
H (mm) 95
L (mm) 30



40.072
● 25
135
40



40.072.01
● 20
88
23



40.073
● 30
160
50



40.074
● 32
190
55



40.075
● 25
135
40



40.077
● 32
125
80



40.077.02
● 25
110
50



Code No. 40.075
Base. (mm) ■ 15
H (mm) 140
L (mm) 80



40.078.01
■ 12
125
55



40.078
■ 18x14
100
55



40.080
● 18
155
65



40.081
● 18
180
85



40.083
● 25
125
45



40.084
● 33
140
57



40.085
● 40
190
68



40.088.01
■ 20
100
20



Code No.	40.088	40.090	40.091	40.092	40.092.01	40.092.02	40.092.03	40.093	40.094
Base. (mm)	■25	■40	■20x■10	■20	■15	■11	■18	■32	■40
H (mm)	180	150	125	125	82	140	110	160	190
L (mm)	25	40	30	30	20	26	23	40	60



Code No.	40.095	40.096	40.097	40.097.01	40.097.02	40.098.01	40.098.02	40.098.03	40.099	40.099.01
Base. (mm)	□12	□18	□24	□12	□14	●33	●30	●24	●19	□25
H (mm)	95	125	60	71	71	150	120	88	210	120
L (mm)	27	40	35	29	29	40	35	28	75	67



Code No.	40.099.02	40.099.03	40.099.04	40.099.05	40.100	40.101	40.102	40.102.02	40.103	40.103.01
Base. (mm)	□32	□40	■14	●12	●16	●21	●13	□14	●15	●14
H (mm)	180	200	105	105	180	185	140	110	185	185
L (mm)	92	117	65	63	80	70	60	60	60	67



Code No.	40.103.02	40.105	40.106	40.107	40.108	40.110	40.111	40.112
Base. (mm)	■18	●25	■15	■15	●50	■18	■25	●40
H (mm)	155	180	140	140	170	250	290	200
L (mm)	60	70	60	60	65	80	75	100



Code No.	40.113	40.117	40.118	40.119	40.119.01	40.120	40.121	40.121.01	40.124	40.124.01
Base. (mm)	●15	●29	●35	●25	●32	■12	●22	●25	■12	■14
H (mm)	120	180	205	148	180	117	125	140	90	107
L (mm)	75	60	65	46	60	60	63	40	63	74



Code No. 40.125
Base. (mm) ■ 20
H (mm) 130
L (mm) 90



Code No. 40.126
Base. (mm) ● 33
H (mm) 130
L (mm) 47



Code No. 40.133
Base. (mm) ■ 12
H (mm) 160
L (mm) 30



Code No. 40.134
Base. (mm) ■ 14
H (mm) 160
L (mm) 30



Code No. 40.135
Base. (mm) ■ 8
H (mm) 110
L (mm) 35



Code No. 40.138
Base. (mm) ■ 14
H (mm) 160
L (mm) 30



Code No. 40.140
Base. (mm) ■ 16
H (mm) 67
L (mm) 38



Code No. 40.142
Base. (mm) ■ 23
H (mm) 115
L (mm) 96



Code No. 40.150
Base. (mm) ○ 12
H (mm) 92
L (mm) 35



Code No. 40.153
Base. (mm) □ 18
H (mm) 107
L (mm) 25



Code No. 40.154
Base. (mm) □ 18
H (mm) 142
L (mm) 28



Code No. 40.155
Base. (mm) □ 20
H (mm) 148
L (mm) 35



Code No. 40.156
Base. (mm) ○ 18
H (mm) 132
L (mm) 65



Code No. 40.157
Base. (mm) ∅ 26
H (mm) 134
L (mm) 64



Code No. 40.158
Base. (mm) ∅ 24
H (mm) 155
L (mm) 68



Code No. 40.159
Base. (mm) 35
H (mm) 145
L (mm) 35



Code No. 40.162
Base. (mm) □ 16
H (mm) 105
L (mm) 60



Code No. 40.165
Base. (mm) 14
H (mm) 200
L (mm) 14



Code No. 40.166
Base. (mm) 18
H (mm) 200
L (mm) 18



Code No. 40.167
Base. (mm) ○ 15
H (mm) 77
L (mm) 45



Code No. 40.168
Base. (mm) ○ 17
H (mm) 100
L (mm) 55



Code No. 40.173
Base. (mm) ■ 12
H (mm) 200
L (mm) 200



Code No. 40.174
Base. (mm) ■ 14
H (mm) 200
L (mm) 200



Code No. 40.175
Base. (mm) ■ 16
H (mm) 200
L (mm) 200



Code No. 40.176
Base. (mm) ∅ 12
H (mm) 195
L (mm) 195



Code No. 40.177
Base. (mm) ∅ 14
H (mm) 195
L (mm) 195



Code No. 40.178
Base. (mm) ∅ 16
H (mm) 195
L (mm) 195



Code No. 40.179
Base. (mm) □ 14
H (mm) 195
L (mm) 195



Code No. 40.180
Base. (mm) □ 16
H (mm) 195
L (mm) 195




Code No. 40.200
Base. (mm) ∅ 22
H (mm) 80
L (mm) 22



Code No. 40.201
Base. (mm) ∅ 27
H (mm) 110
L (mm) 27



Code No. 40.211
Base. (mm) ■ 18
H (mm) 110
L (mm) 18



Code No. 40.212
Base. (mm) ■ 23
H (mm) 140
L (mm) 23



Code No. 40.002B
Base. (mm) □ 12.5
H (mm) 67
L (mm) 40
T, 1mm



Code No. 40.004B
Base. (mm) □ 14.5
H (mm) 67
L (mm) 40
T, 1mm



Code No. 40.004.01B
Base. (mm) □ 16.5
H (mm) 67
L (mm) 40
T, 1mm



Code No. 40.002T
Base. (mm) □ 12.5
H (mm) 67
L (mm) 3
t (mm) 3



Code No. 40.004T
Base. (mm) □ 14.5
H (mm) 67
L (mm) 3
t (mm) 3



Code No. 40.004.01T
Base. (mm) □ 16.5
H (mm) 67
L (mm) 3
t (mm) 3



Code No. 40.001T
Base. (mm) □ 12.5
H (mm) 39
L (mm) 3
t (mm) 3



Code No. 40.003T
Base. (mm) □ 14.5
H (mm) 39
L (mm) 3
t (mm) 3