



Code No.	41.001	41.002	41.003	40.003.01	41.004	41.004.01	41.005.01	41.006
Hole. (mm)	□ 12.5	□ 12.5	□ 14.5	□ 16.5	□ 14.5	□ 16.5	● 12.5	● 14.5
H (mm)	39	67	44	44	67	67	40	39
L (mm)	40	40	45	45	45	45	40	45



Code No.	41.006.01	41.008	41.007	41.007.01	41.007.02	41.009	41.010	41.011	41.012
Hole. (mm)	● 12.5	● 14.5	● 16.5	○ 16.5	● 17.5	12.5x12.5	14.5x14.5	16.5x16.5	14.5x14.5
H (mm)	67	67	67	44	68	68	68	68	55
L (mm)	40	40	40	45	65	40	40	40	47

(Cast Steel)



Code No.	41.013	41.014	41.015	41.022	41.024	41.0262	41.060	41.060.01	41.012
Hole. (mm)	□ 12.5	□ 14.5	□ 16.5	■ 12.5	■ 14.5	■ 16.5	● 35.5	□ 6.5	● 14.5
H (mm)	55	55	55	65	65	65	80	80	55
L (mm)	47	47	47	38	38	38	69	69	47

t: 1mm t: 1mm t: 1mm



Code No.	41.102	41.104	41.105	41.102.01C	41.104.01C	41.105.01C	41.114	40.005
Hole. (mm)	□ 12.5	□ 14.5	□ 16.5	□ 12.5	□ 14.5	□ 16.5	○ 14.5	○ 16.5
H (mm)	22	22	22	22	22	22	22	22
L (mm)	40	40	40	40	40	40	40	40



Code No.	41.202	41.204	41.205	41.206	41.207
Hole. (mm)	□ 12.5	□ 14.5	□ 15	□ 20.5	□ 25.5
H (mm)	22	22	60	35	35
L (mm)	33	38	40	55	55



Code No.	41.306	41.307	41.311	41.312	41.313	41.315	41.316	41.316.01
Base. (mm)	□14.5	□14.5	□14.5	□14.5	∅14.5	□16	□16	□16
H (mm)	70	130	70	130	120	75	148	75
L (mm)	35	35	35	35		42	48	35



Code No.	41.317	41.318A	41.318B	41.318C	41.319A	41.319B	41.319C
Base. (mm)	●16	●12	●14	●16	□12	□14	□18
H (mm)	75	128	128	128	128	128	128
L (mm)	38	40	40	40	40	40	40



Code No.	41.320	41.327	41.328	41.329	41.330	41.336	41.339
Base. (mm)	□30	□13	□15	□17	□21	□12	□12
H (mm)	220	140	128	128	140	140	140
L (mm)	63	50 t. 1mm	40 t. 1mm	40 t. 1mm	50 t. 1mm	30	35



Code No.	41.400	41.401	41.402	41.403	41.405.01	41.405
Base. (mm)	●12	■12	■14	■14	■12	■12
H (mm)	140	140	180	80	90	110
L (mm)	28	26	25	35	30	25











Code No.	41.407	41.408	41.409	41.410	40.410.01	41.411	41.412	41.413
Base. (mm)	■12-14	■16-20	■20	■14	■14	■14	■14	■16
H (mm)	70	70	140	150	150	180	192	140
L (mm)	30	35	35	36	36	60	55	30




							
Code No. 42.000	42.001	42.002	42.003	42.004	42.005	42.006	42.007
Base. (mm) ● 28	● 40	● 100	● 60	● 25	● 40	● 27	● 42
H (mm) 80	90	160	90	60	85	60	85

					
Code No. 42.008	42.009	42.011	42.011.01	42.011.02	42.012
Base. (mm) 80	80	● 30	● 35	● 45	● 45
H (mm) 150	150	45	45	45	60

						
Code No. 42.010	42.010.01	42.013	42.020	42.021	42.021.01	42.022
Base. (mm) ■ 30 Ø 40	■ 40 Ø 50	● 60	● 52	● 50	● 35	● 75
H (mm) 60	75	70	95	160	85	120

Solid Steel Ball

								
Code No. 43.015	43.016	43.017	43.020	43.025	43.030	43.035	40.040	40.045
Ø (mm) ● 15	● 16	● 17.5	● 20	● 25	● 30	● 35	● 40	● 45

								
Code No. 43.050	43.060	43.070	43.080	43.090	43.100	43.120	43.125	43.150
Ø (mm) ● 50	● 60	● 70	● 80	● 90	● 100	● 120	● 125	● 150



HOLLOW BALL



Code No	43.620	43.625	43.630	43.635	43.640	43.650	43.660	43.670	43.680	43.690	43.700	43.710	43.720	43.750	43.760	43.770	43.780
Dia.(mm)	20	25	30	35	40	50	60	70	80	90	100	110	120	150	200	250	300
T(mm)	2.0	2.0	2.0	2.0	2.0	2.0	2.5	2.5	2.5	2.5	3.0	3.0	3.0	3.5	3.5	3.5	3.5

HALF BALL



Code No	43.620H	43.625H	43.630H	43.635H	43.640H	43.650H	43.660H	43.670H	43.680H	43.690H	43.700H	43.710H	43.720H	43.750H	43.760H	43.770H	43.780H
Dia.(mm)	20	25	30	35	40	50	60	70	80	90	100	110	120	150	200	250	300
T(mm)	2.0	2.0	2.0	2.0	2.0	2.0	2.5	2.5	2.5	2.5	3.0	3.0	3.0	3.5	3.5	3.5	3.5

SOLID BALL WITH SQUARE BASE



Code No	43.901	43.902	43.903	43.904	43.905	43.906
Dia.(mm)	●20	●25	●30	●30	●35	●40
Base	■12mm	■12mm	■12mm	■14mm	■14mm	■14mm



Wrought Iron Bases



Code No.	44,001	44,004	44,006	44,010	44,011	44,013	44,014	44,017
Hole (mm)	□12,5	□21	□26			□30		
H (mm)	60	70	90	90	100	100	80	85
L (mm)	50	70	90	90	100	100	80	85
T (mm)	6	8	8	5	10	10	5	4



Code No.	44,018	44,020	44,022	44,023	44,026	44,029	44,030	44,034
Hole (mm)	□13		□26	□21	●60	●90	●25-●10	
H (mm)	65	100	100	100			100	100
L (mm)	65	100	100	100				
T (mm)	4	4	4	4	4	4	5	4



Code No.	44,036	44,037	44,038	44,039	44,039.01	44,040	44,043	44,045
Hole (mm)	□26	□31						○10,8
H (mm)	110	110	85	120	80	80	80	85
L (mm)	4	4	85	120	80	80	80	□26,5
T (mm)	4	4	7	7	7	4	4	3



Code No.	44,046	44,047	44,048	44,049	44,050	44,051	44,052
Hole (mm)	□12,5	□14,5	□18,5	□20,5	□25,5	□30,5	□40,5
H (mm)	15	15	15	17	17	17	17
L (mm)	50x50	50x50	50x50	80x80	80x80	80x80	80x80
T (mm)	4	4	4	4	4	4	4



Code No.	44,053	44,054	44,055	44,052	44,053,01	44,053,02	44,053
Hole (mm)	40,5x20,5	40,5x30,5	40,5x25,5	□22,5	□112,5	□26,5	
H (mm)	18	18	18	62	62	62	65
L (mm)	60x80	80x80	62	62	62	62	65
T (mm)	4	4	20	24	21	2	2



Código No.	44,062	44,063	44,064	44,065	44,066	44,067	44,068
Hole (mm)	□12	□6	□24		□12	□16	□24
H (mm)	62	62	62	75	75	75	75
L (mm)	62	62	62	75	75	75	75
T (mm)	2	2	2	2	2	2	2



Código No.	44,069	44,070	44,071	44,072	44,116	44,118	44,117
Hole (mm)		□12	□18	□24	□80,5	□80,5	□50,5
H (mm)	∅75	∅6	∅75	∅75	120	100	100
L (mm)					120	100	100
T (mm)	2,5	2,5	2,5	2,5	2,5	3,0	3,0



Código No.	44,119	44,121	44,122	44,123	44,123.01	44,123.02	44,123.03	44,126
Hole (mm)	□30,5	□40,5	□25,5	□30,5	□31x11	□31x17	□31x21	□20,5
V (mm)	60	60	60	60	60	60	60	50
L (mm)	60	60	60	60	60	60	60	50
H (mm)	25	25	20	20	3,0 (T)	3,0 (T)	3,0 (T)	20



Código No.	44,127	44,128	44,129	44,131	44,132	44,133
Hole (mm)	□12,5	□14,5	□16,5	○10,5	○10,5	○10,5
V (mm)	40	40	40	100	100	100
L (mm)	40	40	40	100	100	100
H (mm)	20	20	20	□25,5	□30,5	□40,5



Código No.	44,134	44,136	44,137	44,136.01	44,136.02	44,136.03
Hole (mm)	●60	●40	●30	○60	○60	○50
V (mm)				○16,5	○16,5	○20,5
L (mm)						
H (mm)	20	20	20			



Code No. 44.145
Hole (mm) □12
V (mm) 19
L (mm) 44x44
MAT (mm) 1.2

44.147
□14
19
44x44
1.2

44.148
□18
19
44x44
1.2

44.149
□20
22
67x67
1.2

44.150
□25
30
80x80
1.2

44.151
□30
30
80x80
1.2



Code No. 44.152
Hole (mm) □40.5
V (mm) 30
L (mm) 80x80
MAT (mm) 1.2

44.153
□51
30
100x100
1.2

44.154
□61
30
100x100
1.2

44.155
□80x80
28
120x120
1.2

44.156
□80x80
28
120x120
1.2

44.157
□40x30
28
80x80
1.2

44.158
□40x80
28
80x100
1.2



Code No. 44.170
Hole (mm): □30.5
H (mm) 22
L (mm) 65
T (mm) 0.8

44.171
□40.5
23.5
76
0.8

44.172
□50.5
28.5
87.5
0.8

44.173
□80.5
26.5
102
0.8

44.174
□80.5
26.2
125
0.8

44.175
□20.5x30.5
22
65.5
0.8

44.176
□20.5x40.5
23.5
76
0.8



Code No. 44.177
Hole (mm): □30.5x40.5
H (mm) 23.5
L (mm) 76
T (mm) 0.8

44.178
□30.5x50.5
28.5
87.5
0.8

44.179
□40.5x80.5
25.5x-102
102
0.8

44.200
155
70
4

44.201
120
50
4

44.202
145
60
4

44.203
200
85
4

44.204
280
120
8



Code No. 44.205
H (mm) 168
L (mm) 102
T (mm) 6

44.220
135
38

44.221
90
55
4

CAST IRON



Code No.	40.092.15	40.092.20	10.163A	40.163B	40.163C	40.170.12	40.170.16	40.170.20	41.008C
Base (mm)	18x16	20,5x20,5	□14	□16	□20	12x12	16x16	20x20	□16
H (mm)	114	140	135	135	135	120	120	120	60
L (mm)	28	28	90	90	90	80	80	80	45



Code No.	40.205.01C	41.208A	41.208B	41.208C	41.208C	45.001A	45.001B	45.001C	45.001D
Base (mm)	□15	□16	□16	□16	□16	□14	□16	□16	□20
H (mm)	60	41	41	41	34	20	20	20	20
L (mm)	40	41	41	41	37	35	35	35	35



Code No.	45.002A	45.002B	45.002C	45.003A	45.003B	45.003C	45.003D	45.004A	45.004B
Base (mm)	□16	□16	□20	□14	□16	□18	□20	□14	□16
H (mm)	19	19	19	45	45	45	45	40	40
L (mm)	35	35	35	40	40	40	40	40	40



Code No.	45.005A	45.005B	45.005C	45.005D	45.006A	45.007A	45.007B	45.007.01A	45.007.01B
Base (mm)	□14	□16	□18	□20	□25	Φ16	Φ18	□12	□14
H (mm)	35	35	35	35	50	50	50	50	50
L (mm)	35	35	35	40	80	40	40	40	40



Code No.	45.007.01C	45.008A	45.008B	45.008C	45.009A	45.010A	45.010B	45.011A	45.011B
Base (mm)	□18	Φ16	Φ18	Φ20	Φ16	Φ18	Φ16	Φ18	Φ18
H (mm)	50	37	37	37	37	80	70	160	130
L (mm)	40	33	33	33	36	45	45	45	45



Code No.	45.012A	45.012B	45.013	45.014	45.015	45.016	45.017	45.018	45.019
Base (mm)	□14	□16	Φ16	Φ16	□16	□16	Φ16	Φ18	Φ18
H (mm)	105	105	175	180	68	72	33	165	80
L (mm)	35	35	35	43	41	40	45	49	49



Code No.	45.021	45.022	45.023	45.024	45.025	45.026	45.027	45.028	45.029
Base (mm)	□	□		Φ16	□16	□16	Φ16	Φ16	
H (mm)	130	135	165	50	95	33	170	275	270
L (mm)	65	105	50	35	45	45	60	60	60



Code No.	45.030	45.031	45.032A	45.032B	45.032C	45.032D	45.032E	45.033A	45.033B
Base (mm)			□40	□50	□60	□80	□100	□16	□20
H (mm)	315	240	72	80	90	130	155	110	140
L (mm)	60	130						60	60



Code No.	45.034A	45.034B	45.035A	45.035B	45.036A	45.036B	45.037A	45.037B	45.037C
Base (mm)	□16	□20	□16	□20	□14	□16	□14	□16	□20
H (mm)	130	130	135	135	110	110	110	115	140
L (mm)									



Code No.	45.038	45.039A	45.039B	45.040	45.041	45.042	45.043A	45.043B	45.043C
Base (mm)	□14	Φ18	□18	□16	Φ18	□18	□40	□50	□60
H (mm)	105	150	130	140	170	125	87	110	135
L (mm)		85	20	60	60	70			



Code No.	45.043D	45.043E	45.044	45.045	45.046	45.047	45.048	45.049	45.050
Base (mm)	□80	100	□16	□16	Φ16	□16	□16	□	□
H (mm)	165	180	265	225	180	230	200	265	270
L (mm)			120	175	150	135	125	125	120



Code No.	45.051	45.052	45.053	45.054	45.055	45.056A	45.056B	45.057A	45.057B
Base (mm)	□	100	□16	□16	Φ18	□14	□18	□14	□18
H (mm)	250	170	235	205	280	390	390	395	395
L (mm)	105	105	95	380	485	210	210	200	200



Code No.	45.068A	45.068B	45.069A	45.069B	45.080	45.081	45.082	45.083A	45.083B
Base (mm)	□14	□16			□16	□14	□18	□16	□18
H (mm)	450	450	415	415	125	130	265	275	275
L (mm)	215	215	220	220	230	225	180	210	210



Code No.	45.064A	45.064B	45.065	45.066	45.067	45.068	45.069	45.070	45.071
Base (mm)	□16	□16	□16	□16					
H (mm)	140	140	395	275	740	650	905	670	500
L (mm)	210	210	190	570	200	100	295	170	170



Code No.	45.072	45.073	45.074	45.075	45.076	45.077	45.078	45.079	45.080
Base (mm)									
H (mm)	440	470	115	170	160	140	170	180	140
L (mm)	140	500	870	930	880	950	950	870	560



Code No.	45.081	45.082	45.083A	45.083B	45.084	45.085	45.086	45.087	45.088A
Base (mm)									12.5
H (mm)	85	170	120	170	245	280	113	380	40
L (mm)	85	70	120	170	120	130	50	120	36



Code No.	45.088B	45.089A	45.089B	45.090	45.091A	45.091B	45.091C	45.092A	45.092B
Base (mm)	□16.5	□12.5	□16.5	□16	□16	□22	□27	□31.5	□41
H (mm)	40	40	40	75	148	198	215	64	79
L (mm)	38	65	65	42	48	67	63	29	32



Code No.	45.092C	45.093A	45.093B	45.094A	45.094B	45.094C	45.095	45.096	45.096.01
Base (mm)	□41	1" square	1 1/4" square	□60	□114	□89	□76	□127	□102
H (mm)	73	plug	plug	95	139	139	108	165	152
L (mm)	32			44	70	51	60	92	108



Code No.	45.098	45.099	45.101	45.102	45.103	45.104A	45.104B	45.104C	45.105
Base (mm)	□76					□25	□25	□25	□25
H (mm)	133	457	102	102	152	106	108	102	111
L (mm)	63	206	432	558	660	48	52	50	54



Code No.	45.106A	45.106B	45.106C	45.107A	45.107B	45.107C	45.108A	45.108B	45.108C	45.108	45.110
W (mm)	1/2"	5/8"	3/4"	1/2"	5/8"	3/4"	1/2"	5/8"	3/4"		
H (mm)										230	406
L (mm)										514	406

Casted Iron Components:

Unit: inch or mm



1/2"
5/8"
3/4"



Code Spec. Hole
45.111A 124 □25
45.111B 124 □25
45.111C 124 □25

Code Spec. Hole
45.112 4-7/8" □1/2"

Code Spec.
45.113 369*184

Code Spec.
45.114 381*203

Code Spec.
45.115 254*127

Code Spec.
45.116 203*111



Code Spec.
45.117 213*111

Code Spec.
45.118 394*203

Code Spec.
45.119 394*203

Code Spec.
45.120 432*432

Code Spec.
45.121 609*267

Code Spec.
45.122 727*194



Code Spec.
45.123 Φ565

Code Spec.
45.124 Φ445

Code Spec.
45.125 89*394

Code Spec.
45.126 152*584

Code Spec.
45.127 89*775

Code Spec.
45.128 762*103



5/8"

Code Spec.
45.129 724*320

Code Spec.
45.130 603*292

Code Spec.
45.131 686*197

Code Spec.
45.132 660*260

Code Spec.
45.133 690*393

Code H W Base
45.134 4-3/4" :2-1/4" □1"



3/4"



1"



1.5"



1.5"



1/2"

Code	H	W	Base	Code	H	W	Base	Code	H	W	Base	Code	H	W	Base	Code	H	W	Base
45.135	5-1/2"	2-1/4"	□1"	45.136	6-1/4"	3-1/4"	□1-3/4"	45.137	9"	5-3/4"	□2-1/4"	45.138	5-1/4"*4	●1"		45.139	6-1/2"	1"	(25)



1/2"



5/8"



3/4"



3/4"



4"



2 5/8"

Code	H	W	Base	Code	H	W	Base	Code	H	W	Base	Code	H	W	Base	Code	H	W	Base
45.140	1-1/2"	130*83	□1"	45.141	152*89		□1"	45.142	7"	4-1/4"	□1"	45.143	102*63	Φ1-3/4"		45.144	165*82	Φ102	
45.140	5/8"	136*83	□1"									45.145	146*76	Φ2-5/8"					
45.140	3/4"	130*83	□1"																



5/8"

Code	H	W	Base	Code	H	W	Base	Code	H	W	Base	Code	H	W	Base	Code	H	W	Base
45.146	216*114	4"	(Solid)	45.147	197*82	2"	(Solid)	45.148	197*63	1-3/4"	(Solid)	45.149	89*57	□1-3/4"	(Solid)	45.150	57*32	1"	Solid
												45.151	136*82	Φ1"					



3/4"



1"



1/2"

Code	H	W	Base	Code	H	W	Base	Code	H	W	Base	Code	H	W	Base	Code	H	W	Base
45.152	158*98	□1-1/4"		45.153	209*305			45.154	57*32	5/8"		45.155	108*25	1"deep		45.156	178*32	2-1/2"	
								45.154.01	44*41	1/2"						45.157	132*60	1" O D	



1/2"

Code H W Base
45.158 152*70 1"



1"

Code H W Base
45.159 193*102
□3/4" * 1-3/8" deep



1"

Code H W Base
45.160 127*50 □1-1/4" 00



Code H W Base
45.160A 405*210



Code H W Base

45.161A 1"
45.161B 1-1/2"
45.161C 2"
45.161D 2-1/2"
45.161E 3"
45.161F 4"
45.161G 6"
45.161H 8 3/4"



Code H W Base
45.162 38*31 1/2"



Code H W Base
45.163A 25*32 1/2"
45.163B 25*32 9/16"



Code H W Base
45.164A 25*32 1/2"
45.164B 25*32 9/16"



Code H W Base
45.165 47*30 □12.5
45.165.01 47*30 □14.5



Code H W Base
45.166 153*89 1-1/2" 00



Code H W Base
45.167A 117*66 □1"
45.167B 156.92 □1-1/4"
45.167C 194*114 □1-1/2"



Code H W Base
45.168A □12.5
45.168B □14.5
45.168C □16.5



Code H W Base


45.169 45*40 □14



Flowers & Leaves

						
Code No. 50.001	50.003	50.004	50.005	50.006	50.007	50.008
∅ (mm) 95	95	82	80	90	98	115
Hole (mm) ∅10			∅10	∅10	∅12	∅12
T (mm) 5	5	4	3	3	3	3

						
Code No. 50.009	50.010	50.011	50.012	50.013.01	50.013	50.014-3
∅ (mm) 80	88	97	120	95	95	80
Hole (mm) ∅12	∅12	∅12	∅12			∅10
T (mm) 3	1.5	1.5	2	1.5	2.5	3

						
Code No. 50.014-2.5	50.015-3	50.015-2.5	50.016	50.018	50.020	50.021
∅ (mm) 80	95	95	75	140	90	90
Hole (mm) ∅10	∅18	∅18				
T (mm) 2.5	3	2.5	6	3	2	2

						
Code No. 50.021.01	50.021.02	50.022	50.023	50.024	50.025	50.026
∅ (mm) 135	135	85	45	70	115	85
Hole (mm) ∅10	∅10	∅10				
T (mm) 2	2	2	1.5	1.5	1.5	3

						
Code No. 50.027	50.028	50.029	50.030	50.031	50.032	50.033
∅ (mm) 95	120	48	70	115	80	80
Hole (mm) ∅	∅	∅	10	20		
T (mm) 3	5	1.5	1.5	1.5	1.5	1.5